

Medline Absorbency Guide

LIGHT

Slight volume of urine,
upto 100ml

Stress incontinence

Can walk with or without assistance

Urinary incontinence



LIGHT INCO PADS




MODERATE

Moderate volume of urine,
upto 250ml


Stress, urge, mix or transient
incontinence

Can walk with or without assistance

Dementia



CLASSIC PULL ONS




SEVERE

Large volume of urine,
upto 500ml

Urge, overflow or bowel incontinence

Bedridden

Difficulty walking or standing



PLUS, EXTRA AND
SUPER SHAPED PADS



SUPER PULL ONS



MAXIMUM

Maximum volume of urine,
more than 500ml

Overflow or bowel incontinence

Contracted, bedridden

Difficulty walking or standing

Loose stool




SUPER PLUS SHAPED PADS



OVERNIGHT PULL ONS



MAXI SLIPS



SUPER PLUS SLIPS

